

2022 DRINKING WATER QUALITY REPORT

Water is a life-essential resource. Yet, at less than a penny a gallon, it costs very little compared to its value. Your water rates pay for everything it takes to operate our water system, from storage and treatment, to delivering the water to your tap. Your water rates also help pay for water system improvements that ensure we will provide high-quality drinking water for generations to come. This year's Drinking Water Quality Report illustrates the exceptional value of the clean, safe, great-tasting drinking water you receive.



Silver Lake Water & Sewer District

15205 - 41st Avenue SE, Bothell, WA 98012-6114
425-337-3647 • www.slwsd.com

TASTE VALUE QUALITY

An Overview of Your Water

Where Is Your Water From?

Your drinking water comes from the Spada Lake Reservoir, located about 30 miles east of Everett, at the headwaters of the Sultan River. Created in 1964, this 50 billion gallon storage facility collects rain and snowmelt from the Cascade Mountains, via the Upper Sultan River Watershed. This 80+ square mile watershed is one of the wettest in the continental United States, with an average annual rainfall of 165 inches—five times the rainfall in Everett. To protect the naturally pristine water in Spada Lake Reservoir, water quality in the Sultan Basin is carefully monitored, the watershed is patrolled, and human activities are limited to minimize the impact on water quality; security measures are evaluated and adjusted on an ongoing basis.

Who Oversees Your Water Quality?

Your drinking water is regulated by the Environmental Protection Agency (EPA), who sets drinking water quality standards, establishes testing methods and monitoring requirements for water utilities, sets maximum levels for water contaminants, and requires utilities to give public notice whenever a violation occurs.

Who Tests Your Water?

Your drinking water is tested 365 days a year by Silver Lake Water and Sewer District to ensure that high quality water is delivered to your home. Tests are done before and after treatment, and while your water is in the distribution system.

How is Your Water Tested?

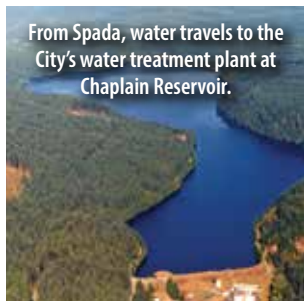
Over 200 compounds are tested and not detected; most of this monitoring occurs once every several years. The Tables on the following two pages list all contaminants detected in the most recent required water testing along with the limits and goals set by the EPA and the State of Washington to ensure your tap water is safe. Not shown are more than 200 additional contaminants that were tested for, but not detected, in your drinking water. If you have questions about your water quality, feel free to contact us at (425) 337-3647. Please note: no asbestos monitoring is required for our District because all the asbestos pipe in our system was replaced before 1991.

How Safe is Your Water?


Your water falls safely within state and federal guidelines and significantly below the EPA's levels.




Precipitation and snowmelt from the Cascade Mountains are collected in Spada Lake Reservoir.



From Spada, water travels to the City's water treatment plant at Chaplain Reservoir.



The Everett Drinking Water Treatment Plant treats the water using coagulation, flocculation, filtration, and disinfection.



Water transmission lines carry drinking water to Silver Lake Water & Sewer District.



Treated water is delivered to over 615,000 people... roughly 75 percent of all homes and businesses in Snohomish County.

2022 Water Quality Analysis Results for Silver Lake Water & Sewer District

Detected Regulated Contaminants			EPA Regulations		SLWSD Water Results		
			Ideal Goal (MCLG)	Maximum Allowed (MCL)	Range or Other	Avg. or Highest	Comply?
Parameter	Major Source	Units					
Total Coliform Bacteria	Naturally present in the environment	% Positive	0	5% Positive per Month	None	0%	Yes
Total coliform bacteria monitoring tracks microbial quality in the water distribution system. Silver Lake Water & Sewer District collects 70 samples per month (840 per year). No more than 5 percent of the monthly totals can be positive for total coliforms. No total coliform was detected in 2022.							
Fluoride	Dental health additive	ppm	2	4	0.03–0.8	0.7	Yes
Fluoride is added to your water in carefully controlled levels for dental health. Due to equipment maintenance, there were three days in 2022 when Fluoride was not added to the water at the City of Everett's Water Treatment Plant.							
Residual Disinfectant Level (free chlorine)	Added as a disinfectant to drinking water	ppm	4.0 (MRDLG)	4.0 (MRDL)	0.32–1.11	0.84	Yes
Haloacetic Acids (5) (HAA5)	By-product of drinking water chlorination	ppb	N/A	60	21.9–49.4 ¹	38.3 ²	Yes
Total Trihalomethanes (TTHM)	By-product of drinking water chlorination	ppb	N/A	80	18.3–47.6 ¹	40.3 ²	Yes
Haloacetic acids and trihalomethanes form as by-products of the chlorination process that is used to kill or inactivate disease-causing microbes. The TTHM and HAA5 results are from eight locations in SLWSD, which are monitored to determine compliance with current regulations. ¹ Range of results taken from all eight locations. ² Highest locational running annual average of the eight sites that were monitored.							
Turbidity	Soil erosion	NTU	N/A	TT	100%	0.05	Yes
Turbidity is a measure of the amount of particulates in water expressed in Nephelometric Turbidity Units (NTU). Particulates in water can include bacteria, viruses and protozoans that can cause disease. Turbidity measurements are used to determine the effectiveness of the treatment processes in removing these particulates. The values reported are the lowest monthly percentage of samples that met the EPA turbidity limit and the highest four-hour combined water turbidity measurement obtained during the year. In 2022, no filtered water turbidity results were above the EPA 0.3 NTU limit, so the lowest percentage was 100 percent. The plant targets production of filtered water turbidities of 1.10 NTU or less.							

Detected Unregulated Contaminants			SLWSD Results	
			Range Detected	Average Value
Parameter	Units	Ideal Level / Goal (MCLG)		
Bromodichloromethane	ppb	0	0.9–1.9	1.4
Chloroform (trichloromethane)	ppb	70	17.2–45.8	28.4
Dichloroacetic Acid	ppb	0	3.0–19.0	12.4
Trichloroacetic Acid	ppb	20	ND–29.7	22.0
Monochloroacetic Acid	ppb	70	ND–9.6	1.7
Monobromoacetic Acid	ppb	–	ND–1.3	0.14

These substances are disinfection by-products for which no MCL standard has been set, but which must be monitored to determine compliance with the USEPA Stage 2 Disinfection By-products Rule MCLs for Total Trihalomethanes and Haloacetic Acids. ND (Not Detected) indicates that the parameter was not detected above the State Reporting Limit.

Lead, Copper, and pH			EPA Regulations			Everett / SLWSD Water Results	
			Ideal Level/ Goal (MCLG)	Action Level (AL)	90th % Level	Homes Exceeding the Action Level	Comply?
Parameter	Major Source	Units					
Lead	Plumbing, erosion of natural deposits	ppb	0	15	2	0 of 108 (0.0%)	Yes
Copper	Plumbing, erosion of natural deposits	ppm	1.3	1.3	0.093	0 of 108 (0.0%)	Yes
USEPA and state regulations require water systems to monitor for the presence of lead and copper at household taps every three years. Everett and many of the water systems that it supplies conduct lead and copper monitoring in the combined service as a regional group. The above data was collected in 2021. The next required round of sampling will be in 2024. The 90th% level is the highest result obtained in 90 percent of the samples collected when the results are ranked in order from lowest to highest. In the past, the results for water tested before it enters household plumbing were even lower than the tap results. This indicates that there is virtually no lead or copper in the water, but household plumbing may contribute to lead and copper at the tap.							
pH	Soda ash is added to reduce water corrosivity by increasing pH and alkalinity	s.u.	Daily Avg 7.6	Min. Daily Avg. 7.4	Avg. 7.6	Min. 7.1	Yes
The Washington State Department of Health requires Everett to operate corrosion control treatment at or above a minimum daily average pH of 7.4. Everett measures pH six times per day (once every four hours). The average daily pH cannot be below 7.4 for more than nine days every six months. In 2022, the average daily pH was never below 7.4.							

Table Definitions

Action Level (AL) - The concentration of a contaminant, which, if exceeded, triggers treatment or other requirements which a water system must follow.

MCL: Maximum Contaminant Level

The highest level of a contaminant allowed in drinking water. MCLs are set as close to the MCLGs as feasible using the best available treatment technology.

MCLG: Maximum Contaminant Level Goal

The level of a contaminant in drinking water below which there is no known or expected risk to health. MCLGs allow for a margin of safety.

MRDL: Maximum Residual Disinfectant Level

The highest level of a disinfectant allowed in drinking water. There is convincing evidence that addition of a disinfectant is necessary for control of microbial contaminants.

MRDLG: Maximum Residual Disinfectant Level Goal

The level of a drinking water disinfectant below which there is no known or expected risk to health. MRDLGs do not reflect the benefits of the use of disinfectants to control microbial contaminants.

NA / Not Applicable

The EPA has not established MCLGs for these substances.

ND / Non Detectable

ppm: Parts per Million / ppb: Parts per Billion

A part per million means that one part of a particular contaminant is present for every million parts of water. Similarly, parts per billion indicate the amount of a contaminant per billion parts of water.

TT: Treatment Technique - A required process intended to reduce the level of a contaminant in drinking water.

Turbidity - A measure of the number of particulates suspended in water expressed in nephelometric turbidity units (NTU) that is an important test in determining drinking water quality. Particulates in water can include bacteria, viruses and protozoans that can cause disease.

Your Drinking Water Facts and Figures

The following statements are required by the US Environmental Protection Agency

All water sources (both tap water and bottled water) contain impurities. As water flows over the surface of the land or through the ground, it dissolves naturally occurring minerals and, in some cases, radioactive material, and can pick up substances resulting from the presence of animals or from human activity. Contaminants that may be present in source water include:

- Microbial contaminants such as viruses and bacteria, which may come from sewage treatment plants, septic systems, agricultural livestock operations and wildlife.
- Inorganic contaminants, such as salts and metals, which can be naturally occurring or result from urban surface water, industrial or domestic wastewater discharges, oil and gas production, mining or farming.
- Pesticides and herbicides, which may come from a variety of sources such as agriculture, urban surface water and residential uses.
- Organic chemical contaminants, including synthetic and volatile organic chemicals, which are by-products of industrial processes and petroleum production, and may also come from gas stations, urban stormwater runoff and septic systems.
- Radioactive contaminants, which can be naturally occurring or be the result of oil and gas production and mining activities.

In order to ensure that tap water is safe to drink, the U.S. Environmental Protection Agency (EPA) prescribes regulations which limit the amount of certain contaminants in water provided by public water systems. Food and Drug Administration (FDA) regulations establish limits for contaminants in bottled water which must provide the same protection for public health.

Drinking water, including bottled water, may reasonably be expected to contain at least small amounts of some contaminants. The presence of contaminants does not necessarily indicate that water poses a health risk. More information about contaminants and potential health effects can be obtained by calling any the US Environmental Protection Agency Safe Water Hotline at 1-800-426-4791.

People With Special Concerns

Some people may be more vulnerable to contaminants in drinking water than the general population. Immuno-compromised people, such as people with cancer undergoing chemotherapy, people who have undergone organ transplants, people with HIV/AIDS or other immune system disorders, some elderly, and infants can be particularly at risk from infections. These people should seek advice about drinking water from their health care providers.

EPA and US Center for Disease Control (CDC) guidelines on appropriate means to lessen risk of infection by *Cryptosporidium* and other microbial contaminants are available from the Safe Drinking Water Hotline at 1-800-426-4791.

Required Polymer Statement

During water treatment, organic polymer coagulants are added to improve the coagulation and filtration processes that remove particulates from water. The particulates that are removed can include viruses, bacteria and other disease-causing organisms. The USEPA sets limits on the type and amount of polymer that a water system can add to the water. In addition to the EPA limits, the State of Washington requires that all polymers used be certified safe for potable water use by an independent testing organization (NSF International). During treatment, Everett adds only NSF approved polymers and the levels used are far below the safe limits set by the USEPA.

We test your drinking water 365 days a year



Lead and Copper Monitoring Results

Our regional water supply does not contain lead or copper. However, it is possible that lead levels at your home may be higher than other homes in the community as a result of your home's plumbing materials.

If present, elevated levels of lead can cause serious health problems, especially for pregnant women and young children. Lead in drinking water is primarily from materials and components associated with service lines and home plumbing. The City of Everett Utilities Division is responsible for providing high quality drinking water but cannot control the variety of materials used in plumbing components.

When your water has been sitting for several hours, you can minimize the potential for lead exposure by flushing your tap for 30 seconds to two minutes before using water for drinking or cooking. If you are concerned about lead in your water, you may wish to have your water tested. Information on lead in drinking water, testing methods and steps you can take to minimize exposure is available from the Safe Drinking Water Hotline or at:

www.epa.gov/safewater/lead

Ensuring Adequate Water Supply

Water is a precious resource. Conservation helps ensure adequate supply to meet the needs of people, industries, businesses and farms, while also keeping fish and other aquatic life alive and well.

As a member of the Everett Water Utility Committee (EWUC), Silver Lake Water & Sewer District participates in a regional water conservation program coordinated through the City of Everett. This program is planned, developed, and administered in collaboration with all of the water systems served by the City of Everett, and is funded by water system revenues.

Since 2001, more than \$8.6 million has been invested in regional water conservation activities. These include school education, indoor and outdoor water conservation kits, leak detection kits and support, and indoor/outdoor commercial water audits.

Through these efforts, we have saved more than 7.95 million gallons per day (MGD)—enough water to fill nearly 179,221 bathtubs a day.

Conservation planning has occurred in six-year cycles as part of Everett's comprehensive water system plan. The first plan covered the period from 2001 through 2006, the second from 2007 through 2012, and the third from 2013 through 2019.

The current Comprehensive Water Plan is a ten-year plan, issued in mid-2021. The water use efficiency program goal for 2020-2029 will reduce the regional demand for water by 1.4 MGD on an annual basis and will include school education and conservation kits, along with continued support for large water users.

In 2022, 472 workshops were conducted with school classes throughout Snohomish County, reaching 12,465 students. Water systems purchased 1,405 indoor conservation kits and 3,767 outdoor conservation kits. These activities saved an estimated 0.66 MGD regionally. For conservation tips and information, visit: www.everettwa.gov/conservation

8 Ways to Conserve Water

- 1. Check your toilet for leaks (#1 cause of high water bills)—pick up an Indoor/Outdoor Conservation Kit at our office (limited quantities).**
- 2. Turn off the water while brushing teeth, shaving, or scrubbing a dirty pan.**
- 3. Install water-saving shower heads.**
- 4. Check indoor faucets, outdoor faucets, hoses, and hose nozzles for leaks.**
- 5. Wash large loads of laundry and full dishwashers.**
- 6. Take showers instead of baths: a five minute shower uses 4-5 gallons of water compared to up to 50 gallons for a bath.**
- 7. Check irrigation systems for freeze damage, broken parts, and slow leaks.**
- 8. Use a broom rather than a hose to clean sidewalks, driveways and patios.**



Help Us Keep Your Water Safe with Cross Connection Control

Keeping our water safe is a two way street. We rely on you, our customers, to be aware of any cross-connection to the water system that you might have on your property, and to protect those connections with a backflow prevention assembly that is tested annually to ensure the safety of our drinking water.

What is a Cross Connection?

A cross-connection is a point in a plumbing system where it is possible for a non-potable substance to come into contact with the potable drinking water supply. For homeowners, these commonly include irrigation systems, private fire sprinkler systems, boiler systems, and pool or pond equipment.

To ensure you receive clean, safe drinking water, the District monitors backflow protection through its cross-connection control program, in accordance with WA State Administrative Code (WAC) 246.290.490. Customers with backflow assemblies receive annual reminder letters from us when their backflow test is due.

If you are an existing backflow customer, be sure your information is up to date for receiving reminders, and get your annual test scheduled in advance. If you have questions about your due date, or need a list of registered testers, or have any questions at all, please contact us:

By email: backflowtests@slwsd.com
By phone: (425) 659-2304

Do you have one of these in your home or business?

- Fire Sprinkler system
- Lawn irrigation system
- Water makeup lines (supplying a boiler or hydronic heating)
- Swimming pool*
- Hot tub / jacuzzi tub*
- Decorative fountain*

**if connected directly to your water line*

If you checked any of the above, OR if you are a business of (most) any kind, you are required to:

1. Install a Backflow Prevention Assembly;
2. Have a state certified Backflow Assembly Test performed annually; and
3. Your tester will submit a copy of your test report.

CONSERVE BE INFORMED GET INVOLVED

We at Silver Lake Water & Sewer District encourage public interest and participation in the decisions that affect our drinking water. If you would like to learn more about water quality, please don't hesitate to contact us:

Silver Lake Water & Sewer District
(425) 337-3647 • slwsd.com

City of Everett Water Quality Office
(425) 257-8800 • everettwa.gov/water

State Department of Health
1-(800)-521-0323 • doh.wa.gov/ehp/dw

US Environmental Protection Agency
1-(800)-426-4791 • epa.gov/safewater

YOUR OPINION MATTERS

In addition to calling or emailing us, you are welcome to attend and comment at District Commissioner meetings, held on the 2nd and 4th Thursdays of each month at 5:30 p.m. Currently, these meetings are being held in a hybrid format (in-person and virtually).

Agendas and meeting times are also available on the District's website: www.slwsd.com

Silver Lake Water & Sewer District Elected Officials:

- Commissioner Shauna Willner
- Commissioner John Warner
- Commissioner Anne Backstrom

